

Futura 612

Concealed runner



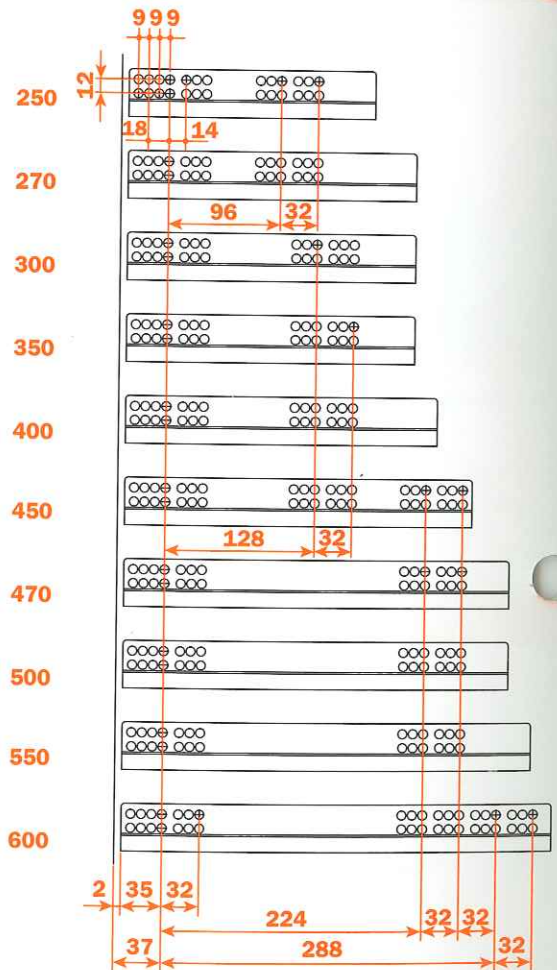
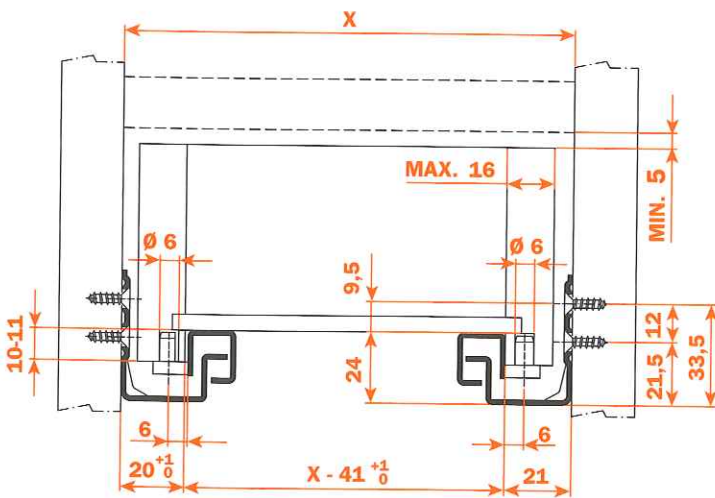
PART-EXTENSION RUNNER FIXED TO THE DRAWER BY LOCATING PIN.

Product features

- Dynamic load capacity N 294 (Kg 30).
- Self-closing device on drawer.
- Safety system that prevents the drawers from turning over during transport.
- Drawer height adjustment (+3 mm).
- Pull drawer straight out.
- Drawer fixing without screws.
- Compatible with ART. 652.
- Finish: bright zinc-plated.

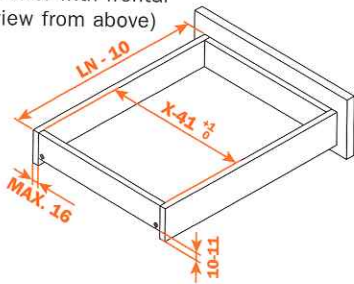
Dimensions

Drilling positions for runner on cabinet side

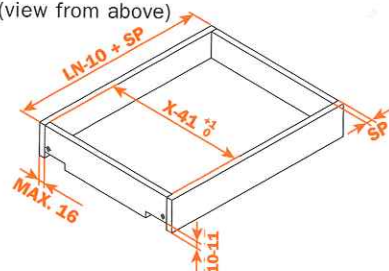


Drawer dimensions

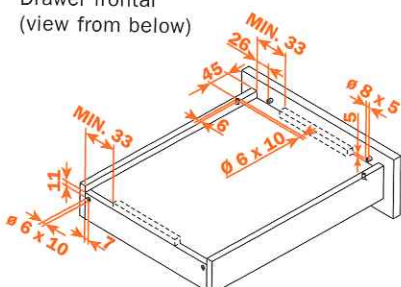
Drawer with frontal
(view from above)



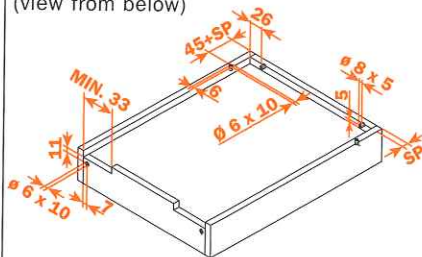
Internal drawer
(view from above)



Drawer frontal
(view from below)

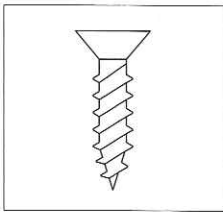


Internal drawer
(view from below)





Part number

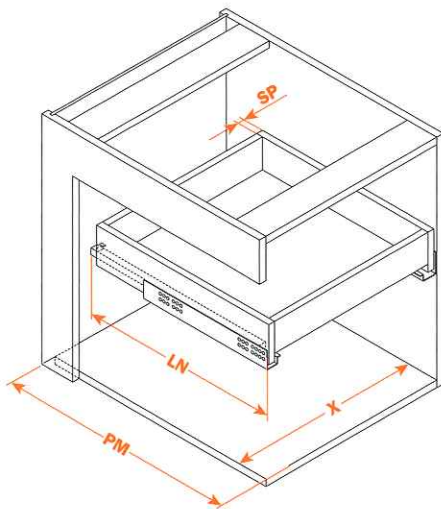


To be screw fixed
Screw TSP \varnothing 3,5 mm

BASIC PART NUMBER	RUNNER LENGTH	DEPTH OF THE CABINET
1 0 612 00 250 2 0 0	250	250
1 0 612 00 270 2 0 0	270	270
1 0 612 00 300 2 0 0	300	300
1 0 612 00 350 2 0 0	350	350
1 0 612 00 400 2 0 0	400	400
1 0 612 00 450 2 0 0	450	450
1 0 612 00 470 2 0 0	470	470
1 0 612 00 500 2 0 0	500	500
1 0 612 00 550 2 0 0	550	550
1 0 612 00 600 2 0 0	600	600

See the table "part number composition" at page 5.

Abbreviations



SP = Thickness of the drawer
LN = Nominal runner length
PM = Depth of the cabinet
X = Internal width of the cabinet